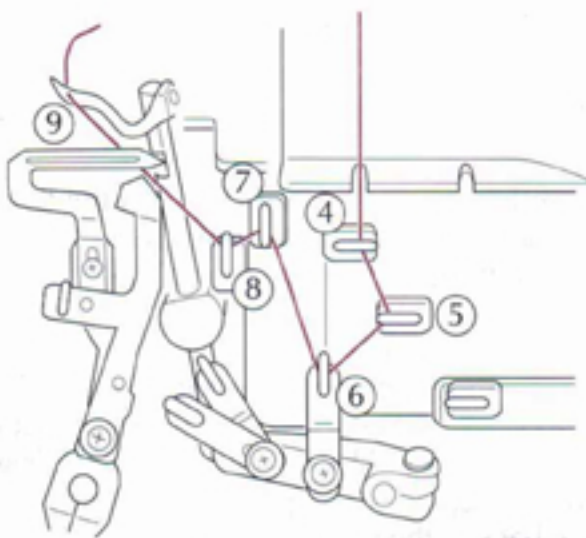
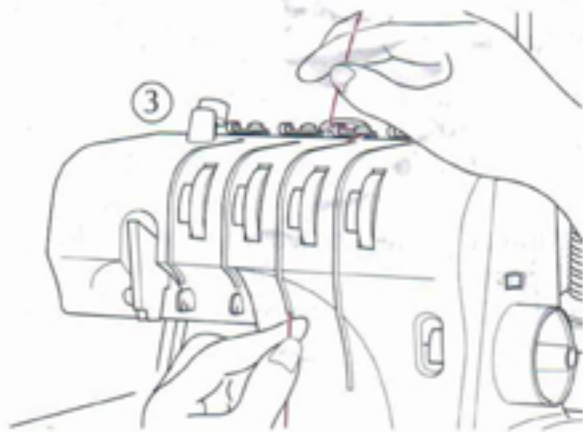
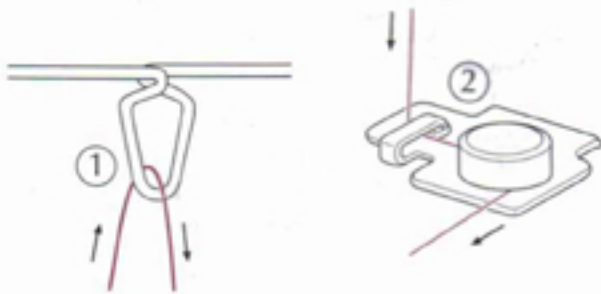


# 2

## Manual Threading

Open the front cover and thread upper looper thread as illustrated below. Follow the GREEN color marked thread guides.



### Threading the Upper Looper

1. Pass thread through top thread guide hanger from back to front.
2. Bring thread down and pass through thread guide and under tension disc.
3. Bring thread straight down through the slot so that it passes between the tension discs. Give the thread a tug to be sure it is lodged between the tension discs.
4. Hook thread from the left side.
5. Hook thread from the right side.
6. Hook thread from the bottom side and pull thread up.
7. Hook thread from the top side.
8. Hook thread from the bottom side and pull thread up.
9. Use tweezers to pass thread through the upper looper eye from front to back. Pull at least 3 inches of thread through the upper looper.